


Proudly Made in America

**JERSEY
TACTICAL
CORPORATION**

**TRAINING & EQUIPMENT FOR THOSE WHO
RISK THEIR LIVES TO SAVE OTHERS**



@JERSEYTACTICAL

PRODUCT CATALOG


NEW PRODUCT YEAR 2024



ABOUT JTC

Jersey Tactical Corp. is owned and operated by two inventors who strive to provide the very best American Made equipment for the men and women who provide security for the citizens of the United States of America.

Simply stated, we will not place an inferior product on the market. We formed our organization out of necessity for products that made practical sense in the field. Our company is willing to listen to the needs of end users and create products to fulfill these needs.



@JERSEYTACTICAL

**MADE BY THE AMERICAN WORKER
FOR THE AMERICAN WARRIOR.**



TABLE OF CONTENTS



03-05 CLAWS +

JTC CLAW
JTC CLAW HD
JTC Pro CLAW
JTC Pro F CLAW
JTC Lever
JTC CLAW Mount
JTC CLAW Go Sling
JTC CLAW Sling Kit
JTC CLAW Active Shooter Patrol Kit

06 HALLIGAN BAR

The Jersey Bar

07 HAMMER

Rescue Hammer
Marry Strap

08 RAM

JTC Twin Ram

09 RAM

JTC Pocket Ram
JTC Wedge Ram

10 BOOT

The Jersey Boot
Jersey Boot Vehicle Mount

11-12 TACTICAL GEAR

JTC Breacher Up Knife, Purchase Point Wedge (PPW), Pouch for PPW, PPW & Pouch Bundle, JTC Super Straps, and Bleeding Control Kit

13-14 CUFFS & PACKS

Gen IV Jersey Cuffs, JTC TAC PAC, 4 pack of replacement GEN IV Jersey Cuff for TAC PAC, Jersey Cuffs "EDC" Kit, Jersey Evac Pac, and JTC G Pac

15-16 SLING

Chalker Sling - 2nd Gen & Variants
Chalker Sling Standoff

17-18 BALLISTIC SHIELDS

Apex Rifle Shield with View Port
Patrolman III Shield
JTC PATROL4LIFE Shield
Ballistic Shield Kit - B.S.K.

19-22 FORCIBLE ENTRY PROPS

JTC Breaching Facade Door
JTC Breaching Door
JTC Breaching Trailer

23-24 EMERGENCY RESPONSE LOCKER

Emergency Response Locker (ERL) - Base Model
ERL - Loaded Model
ERL with Rifle Rated Ballistic Shield



JTC CLAW

SKU: JTC-CLAW

Gone are the days of carrying a multitude of tools weighing you down. The patented JTC CLAW is the embodiment of efficiency, seamlessly combining the functions of a sledgehammer, axe, halligan, and more into one compact and dynamic tool. With over 20 versatile applications, it eliminates the need for unnecessary weight, simplifies logistics, and saves valuable resources. Comes in 24-inch or 30-inch lengths, Safety Yellow or Tactical Black Color,



JTC CLAW HD (Heavy Duty)

SKU: HD-CLAW

The HD CLAW comes in two variants: the standard 24-inch and an extended 30-inch version, weighing approximately 8 and 10 pounds, respectively. Safety Yellow or Tactical Black Color. Crafted from an even more robust material, the HD variant features a new custom JTC handle. Providing an exceptional grip but also significantly increasing the tool's overall strength and performance.



JTC Pro CLAW

SKU: PRO-2015

The JTC Pro CLAW consists of a custom heat treated alloy handle attached to the JTC patented CLAW. Coupled with a trade secret method of bonding both as well as custom design to insert energy sinks into the head of the Pro-Claw thus resulting in a steel handle Pro-Claw that does not transfer the energy from your strikes!



JTC Pro F CLAW

SKU: PRO-F-CLAW

The PRO-F-CLAW combines the PRO CLAW with the precision of our specialized PPW technology. Every feature of the PRO-F-CLAW is a result of years of real-world experience combined with cutting-edge engineering. The Chromium-molybdenum handle, solid and unyielding, provides the foundation for a tool that's tough as nails yet agile as a swift response.



JTC Lever

SKU: L-4002-MS

Designed to exponentially boost the prying capabilities of the JTC Claw. It can be stored fully assembled, or broken down in half depending on the storage space. Ideal for Urban Search and Rescue and FEMA responses, it features a T-handle for dual-operator force, a secure mounting block, and D-rings for added mechanical advantage. Light, modular, and versatile, it excels in any emergency scenario.



JTC CLAW Mount

SKU: C2001-M

The JTC CLAW Mount system allows rapid deployment, pull one tab, and sling the CLAW on your person within seconds. It holds the JTC Claw mounted on a wall, a trunk, or wherever you need a secure mount. Pop the strap, sling up, and get to work!



JTC CLAW Go Sling

SKU: CGS-2017

The JTC Claw Go Sling combines the versatility of a Go Bag with a JTC Claw Sling Kit. It features an adjustable, universal sling for patrol, and the ability to add items to the handle sheath Molle system. The front padded strap accommodates a Med kit and extra magazines for rapid access. (Note: JTC CLAW not included)



JTC CLAW SLING KIT

SKU: C2001-SK

The JTC Claw Sling Kit features a "Quick Release" Sling, adhesive-backed Velcro Loop Tape, and 2 in x 7 in Double-Sided Velcro straps. Users must ensure safe use, evaluating potential injury from carrying the breaching tool, which can cause harm if hung up or trapped by the tool or sling.





JTC CLAW ACTIVE SHOOTER PATROL KIT



This is what separates us from other tools out there for Forcible Entry for Patrol. The JTC CLAW Active Shooter Patrol Kit was created to maximize the available space in your vehicles. This system allows you to open the trunk, pull one tab, and sling the CLAW on your person in seconds.

Includes:

- One JTC Claw, Pro Claw, or HD Claw – Specify Color: Yellow or Black, Specify Handle Length: 24" or 30" length
- One JTC Claw Mount
- One JTC Claw Go Sling or JTC CLAW Sling Kit

SKU: JTC-CASPK



THE JERSEY BAR - HALLIGAN BAR

B.S.D.
BREACH
SEEK
DESTROY



SKU: JERSEY-BAR

- The Jersey Bar “SETTING THE BAR” is an innovation and next generation Halligan Bar.
- Uses include prying, twisting, and punching.
- Tuned Right Out of the Box: It comes ready for use, requiring no adjustments for optimal performance.
- Weight: The tool weighs 11 lbs
- Lengths: Available in 24-inch, 30-inch, or 36-inch lengths.
- At these weights and lengths, there is a balance between heft for forceful application and leverage.



- **Dual Adzes:** It features two adzes (the “MAX ADZ” and the “PPW ADZ”) that are offset. This design supports progressive gapping, allowing for a more effective and controlled prying action.
- **Raised Depth Indicators:** Located on both the forks and adzes, these indicators enhance precision because the user can gauge the penetration depth during use.
- **Reengineered Forks:** The forks have been redesigned to improve their effectiveness, especially when dealing with hinges and padlock strikes.
- **ADZ Friction Barbs:** These barbs increase the grip of the adz on surfaces. As a result, these barbs prevent slippage and improve safety and efficiency.
- **Enlarged Striking Area:** Striking is easier and more effective when using the tool in combination with other tools or striking implements.

SALES@JERSEYTACTICAL.COM | 908.995.2700



RESCUE HAMMER



RESCUE HAMMER

SKU: RESCUE-HAMMER



The JTC Rescue Hammer is a new invention for the fall of 2024. This custom "DEAD BLOW" hammer consists of two AR 500 steel strike faces and one AR 500 top plate. All of these are heat treated to our specs for additional strength.

This custom hammer not only strikes as hammer but can be used to ram with the top of the hammer such as completing a pool cue shot to the square shoulders of the Jersey Bar Halligan. This hammer also stands up on its own without falling over. It also can be married to the adz of a Halligan in order to produce a force multiplier like nothing on the market.

Marrying this to the adz allows for the operator to have mechanical advantage by setting the tool and then placing it on the adz to increase the overall length of the tool hence the mechanical advantage aka "CHEATER BAR" 100% USA made.



MARRY STRAP

SKU: JMARRY



JTC TWIN RAM

B.S.D.
BREACH
SEEK
DESTROY

SKU: TW-4001

The JTC Twin-Ram is specifically designed to defeat heavy fortified doors and concrete block walls in situations where explosives are not authorized.

- The Twin-Ram breaks down from one 60 pound two-man battering ram, into two separate and fully functional 30 pound rams.
- Perfectly balanced center carry handles sit between the two operating handles on each section.
- The overall length when assembled is 54 inches, and the overall weight is just under 60lbs. The Twin-Ram is designed to effectively provide the operators with two options. The first option is to use the individual rams separately and independent of one another on simultaneous breach problems. The second option is to assemble the two units together, secure them in place with the red T-handled set screw, and utilize the tool as to two-man battering specifically designed to attack fortified objects.
- One end of the Twin-Ram has a standard 5X5" strike plate, which is found on most basic battering rams. This design and shape is used to effectively and efficiently dismantle concrete and cinder block walls in the two-man configuration by causing mass trauma to the wall material.
- The opposite end has a specifically designed striking wedge that allows the forward (# 1) operator to direct all of the forcible manual-entry energy produced by the two Twin-Ram operators directly into the seam of the door, thus attacking the weakest link of any functioning fortified door.
- The wedge technique for the Twin-Ram is highly effective in tight hallways as it reduces the danger of the backswing. This is because the wedge is positioned at a 45-degree angle to the seam of the inward opening door, allowing the operators to complete multiple strikes to the target area without interfering with the entry team stacked in the hallway. The direction of the Twin-Ram wedge swing, both in one and two man configurations, is almost parallel to the hallway walls.
- The Twin-Ram can also be taken apart in order to strike inward opening doors where space is limited (CQB) and/or the doors of corner rooms.





SKU: JPR-2017

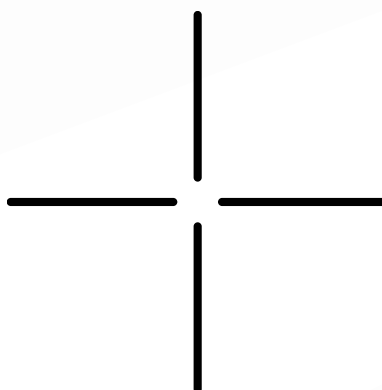


JTC POCKET RAM

A custom JTC built in dead blow that makes no noise when carrying and does not move until contact with the target.

The Pocket Ram invention is a first and is perfectly balanced coupled with 2 oversized handles that encompasses your full grip thus reducing potential injury to the user.

- Length: 19" Overall Length
- Weigh: 25 lbs
- Custom AR 400 5"X5" Strike Plate
- Oversized handles



JTC WEDGE RAM

- Custom design with a hardened insert for the striking portion of the wedge.
- JTC Wedge Ram design allows you to use a full ram in a tight hallway and to wedge strike the seam of the door allowing the breacher to angle himself at a 45 degree angle to the door instead of the traditional 90 degree hit.
- This allows the user to get even closer to the door than ever before!!!
- Designed specifically to defeat fortified doors.
- Length: 36" Overall Length
- Weight: 40 lbs
- Custom AR 400 5"X5" Strike Plate
- Oversized handles



SKU: WED-2013





THE JERSEY BOOT

SKU: JB 1009-1

Tired of carrying a 50lb breaching pack and 35 lb ram for hours on operations? The Jersey Boot only weighs 26.5 pounds!



- Inward Swinging Door - Use as a conventional ram having a larger strike face that enables the user to deliver more kinetic energy over a larger area without the risk of penetrating door.
- Outward Swinging Door - Use as a pry bar to pry open virtually any door including Class 3 Steel door with steel jamb installed in block or concrete.
- Break & Rake - Safely and effectively break and rake windows, wall board or whatever you can think of. The extra weight eliminates the need for the operator to take a big swing. Great for confined areas.
- Lock Busting - Can break through almost any padlock, including extra heavy duty hardened steel.
- Sledge - Used to set another boot, break locks or whatever sledge operation is needed.

JERSEY BOOT VEHICLE MOUNT

SKU: JB 1009-VM

The Jersey Boot Vehicle Mount, made of 100% USA steel, offers a quick release sling for vertical or horizontal installation. Available in black, it features two quick disconnect clips for easy access. The custom shroud protects the prying teeth during transit. (Note: Jersey Boot not included)





JTC Breacher Up Knife

SKU: JBKUK

Crafted from 8Cr14MoV steel, this knife features a low-profile pocket lip and ambidextrous assisted opening. Keychain compatible, it measures 8.25 inches open and 5 inches closed, with a thickness of 0.5 inches (0.7 inches at the clip). Ideal for quick, reliable access in critical situations.

Discounts for quantities of 2 or more.



Purchase Point Wedge (PPW)

SKU: PPW-22

The PPW is a custom wedge designed for single officer or firefighter forcible entry, especially during active shooter situations. Made from tool-grade aluminum, it enhances the success of novice breachers by utilizing patented JTC Claw Teeth. Lightweight yet durable, it ensures rapid door breaches. Dimensions: 5" x 1.5" x 1.5". 100% Made in the USA.



Pouch for Purchase Point Wedge

SKU: PPW-POUCH23

Designed for the PPW, this adjustable pouch fits objects from 4.0" to 8.5" tall and up to 1 5/8" in diameter. Featuring customizable hook-and-loop fasteners and a removable top flap, it's perfect for tourniquets or 37mm cartridges. Measures 5.0"H – 8.5"H X 2.0"W X 2.5"D with a 4.0"H PALS strap for MOLLE compatibility.



Purchase Point Wedge and Pouch Bundle

SKU: PPW-BUNDLE-24

The Purchase Point Wedge and Pouch bundle contains:

- One Purchase Point Wedge (PPW)
- One PPW pouch
- Available in Tactical Black



JERSEY TACTICAL CORP "SUPER STRAPS"

SKU: JSS 2016

World's strongest cable tie in its class

- 10 Super Straps included
- UV Stable material • Gets stronger the colder it gets
- Corrosion resistant • 35" in overall length
- Designed tested and vetted for kinetic energy loads such as twisting, snapping tight, and kinetic energy shock



Bleeding Control Kit – STOP the BLEED Daisy Chain

SKU: D-chain-23

Our custom Daisy Chain sling offers five fully stocked, highly visible Bleeding Control Kits in a compact, easy-to-store design. Quickly deploy one or all kits in seconds. Ideal for chaotic environments. Perfect for self-care or aiding others. This system enhances response time and efficiency based on real incident feedback.





GEN IV JERSEY CUFF

SKU: GEN-IV-JERSEY-CUFF

The GEN IV Jersey Cuff was invented and designed to alleviate potential liability to the user and the agency by creating a product that comes with a full set of safety instructions. The agency can now issue the Jersey Cuff and the attached full length instructions showing not only how to properly use but also when to seek medical aid in the event of an emergency.

The Jersey Cuff due to its patented design can be applied to large casts as well as over the feet and around both ankles for different measures of restraining. The Jersey Cuff can also be cut at the locking head and then assembled into any configuration you need in emergency such as restraint of any EDP to a cot or hanging a tarp during an emergency. Call for large quantity pricing.



JTC TAC PAC

SKU: JC 5009-TP-L

- Contains 4 Jersey Cuffs and Cutter. Can be easily worn on a duty belt as well as attached to load bearing vest for easy deployment.
- The overall footprint is smaller than many of our competitors assembled double cuff. Available in Black and OD Green (other colors can be ordered).



4 PACK OF REPLACEMENT GEN IV JERSEY CUFF FOR TAC PAC



SKU: JTC-CUFF-4REPL

- Contains 4 Jersey Cuffs.



JERSEY CUFFS

B.S.D.
BREACH
SEEK
DESTROY



Jersey Cuffs "EDC" Kit

SKU: JTC-CUFF-EDC-1

The Emergency Deployed Cuffs kit comes with:

- 2 GEN IV JERSEY CUFFS,
- 1 safety cutter
- A full set of safety instructions, and sealed in clear plastic carrier.

A perfect fit for your kit, range bag, patrol, briefcase, desk drawer, and anywhere else.



Jersey Evac Pac

SKU: JC 5009-EP-L



- Holds 96 Jersey Cuffs and 4 Safety Cutters – The Jersey Evac Pac allows the operator the ability to handle multiple temporary restraint deliveries from the same inventory location.
- Safety Cutter - The Jersey Evac Pac allows the operator to safely remove Cuffs once the individual is in custody.
- Compact Size - The pouch is no larger than a compact first aid kit.
- Color - Black. Multiple Colors are available for min amount ordered.



JTC G Pac

SKU: SKU JTC-G-PAC

- Holds 1 Gas Mask, 14 Jersey Cuffs, and 1 Safety Cutter optimizing the operator's ability for multiple temporary restraint deliveries from the same inventory location.
- Equipped with a Safety Cutter, enabling operators to safely remove cuffs once an individual is in custody, ensuring a secure and controlled process.
- Available in OD Green and Black.
- Color options are available for custom orders.





CHALKER SLING 2ND GEN

SKU: CHALKER-SLING-2ND-GEN

- The Chalker Sling – 2nd Generation is the latest sling design by Command Master Chief Dennis the “SNAKE” Chalker (Command Master Chief; US Navy Seal retired)
- The Chalker Sling – 2nd Generation can be used a variety of weapons, such as Sub Machine Guns (SMG), rifles, carbines, shotguns, or shoulder mounted weapon, including 37mm and 40mm gas guns.
- The Chalker Sling – 2nd Generation allows for rapid switching of weapons and re-acquisition of your weapon when you come off of a rope/ladder.
- The snap shackle allows the user to rapidly attach or release (by pulling red strap) a slung weapon.
- The Chalker Sling – 2nd Generation allows the user to move the slung weapon across the body (left or right) without bringing it across the head/face, which may result in losing target acquisition/visibility.
- There are no straps that cross your shoulders that may lead to contact with facial gear.



CHALKER SLING FOR HUNTERS

SKU: JCCS 2016



- The Chalker Sling for Hunters can be used for a firearm, crossbow, compound bow, rangefinder, binoculars, and much more for the hunter in the field keeping the item at the ready.
- The Chalker Sling for Hunters is the latest application of the Chalker Sling – 2nd Generation, design by Command Master Chief Dennis the “SNAKE” Chalker (Command Master Chief; US Navy Seal retired)



Chalker Sling Load Bearing Attachment (LBA)

SKU: JCCSLBA 2014

- Attaches to your load bearing kit in seconds.
- Allows enough slack for the weapon to be transitioned to the weapon retention position.
- A quick release capable of holding over 300 lbs of static weight.
- Adjustable in length.
- Allows you to run one system for multiple weapon systems simply by adding a standoff to the weapon system you want to use.



Chalker Sling for Ballistic Shields

SKU: JCS4BS

- The Chalker Sling for Ballistic Shields, When adjusted to the end user properly, will allow for the ballistic shield to be dropped for weapon transition and not strike the operator.
- Allows each operator to have a custom sling that fits them perfectly for multiple systems.
- Can be worn under plain clothes or uniform and not print the outline.



Chalker Sling Standoff

SKU: JCCSSO

- It is imperative that a Chalker Sling Standoff is used with every weapon. Every Standoff on every weapon must be either taped or Heat Shrink used to make it permanent and not slip off.
- Heat Shrink tubing (purchase at any hardware store) is the most secure way. Use 1/2" once standoff is secured on weapon.
- Electrical Tape or Duct Tape works very well to secure standoff. Adjust standoff to proper length then tape.





APEX Rifle Shield with View Port

SKU: APEX-Rifle-Shield-VP

The APEX Rifle Ballistic Shield with View Port is designed to offer superior protection and performance in high-risk situations.

- **Advanced Ballistic Protection:** Engineered to stop high-velocity rifle rounds, ensuring maximum safety.
- **Clear View Port:** Provides unobstructed visibility, maintaining critical situational awareness.
- **Lightweight Design:** Weighs only 13.9 lbs, facilitating ease of maneuverability and reducing operator fatigue.
- **Optimal Dimensions:** Measures 20" x 30", with a 7" handle, balancing protection with portability.
- **Durable Construction:** Made in the USA with premium materials, designed to withstand rigorous use.
- **User-Friendly:** Features an ergonomic handle for enhanced grip and control.
- **15-Year Warranty:** Backed by a long-term warranty, highlighting the product's reliability and durability.
- Available in 20"x30" and 20"x36"
- Testing video of shield available at JTC Video Channel.



PATROLMAN III Shield

SKU: PATROLMAN-III-SHIELD

The Patrolman III Shield offers NIJ Level III protection, effectively stopping rifle rounds. This lightweight, highly maneuverable shield features a multi-strike capability, ensuring reliable protection in high-threat situations. It includes a top corner cutout for enhanced visibility, ergonomic handle design for comfort, and a durable outer coating to withstand harsh conditions. Ideal for patrol officers, this shield ensures both safety and mobility during critical operations.

- **Dimensions:** 16" x 20" x 0.70"
- **Weight:** 8.8 lbs,
- **Handle:** Hardened bolts. The handle can be removed and changed to the other side for left handed operators.
- **Rating:** RIFLE RATED against 556/223 and 7.62 rounds.
- **Warranty:** 15 Years.



(DEPLOYED)



(FOLDED)

JTC PATROL4LIFE SHIELD

SKU: P4LIFE-SHIELD-22

Can be utilized as a ballistic shield for both offensive and defensive objectives. This includes situations where there is a significant danger of being shot, such as serving high-risk warrants, civil disturbance, or shots fired calls. Bricks, bottles, and other objects that might cause injury to the face can be safely avoided using this device.

These shields are designed to be used with a single hand, allowing the user to keep one hand on their weapon while still having access to the shield, even in a confined space like a vehicle.

This shield was invented for mass casualty events. It can be converted into a drag sled (SKED) to extract the victim by the placing shield on ground and securing them with harness while affixing two drag straps.

- Shield: 24" X 36" Level IIIA
- 100% USA Made
- Trifolds To 12" X 14" X 4"
- Easily carried and stored in a patrol car
- On average 2/3 more cost effective
- Can be attached to doors easily for breaching
- Can be draped over vehicles for additional protection.



BALLISTIC SHIELD KIT – B.S.K.

SKU: B.S.K 2022

The B.S.K. is a kit developed by Jersey Tactical to facilitate the mounting of your Patrol4LIFE Shield on both inward and outward opening doors. This versatile kit is compatible with various shields and can be affixed to vehicles as well. Moreover, the B.S.K. is suitable for mounting on glass and other smooth surfaces. The kit includes the following components:

- 1 Black EDC KIT pouch, which is MOLLE-compatible for storing kit components
- 1 robust 65lb hook magnet for attachment to metal doors, door jams, and other metallic surfaces
- 1 large suction cup for adherence to glass and other smooth non-metallic surfaces
- 1 adjustable rubber-coated flex wire measuring 24", designed to connect to the shield handle and then to the magnet hook or suction cup
- 1 MOLLE-attached carabiner for storing the suction cup





JTC BREACHING FACADE DOOR

SKU: JTBF 3009-23

The Breaching Facade Door by JTC is designed for training environments where personnel need to practice various forcible entry techniques. This door is versatile and can be mounted on different structures, such as timber posts or steel I-beams, making it suitable for simulation environments like shoot houses. Key features include its ability to endure repeated use and its cost-effectiveness, as it operates with affordable lumber instead of expensive plastic components. The door also offers customizable options for left or right opening and enhances training realism while ensuring safety.



JTC BREACHING DOOR

SKU: JTB 3009-1

The JTC Modular Breaching Door offers a stand-alone solution for agencies looking to elevate their breaching training. Constructed from heavy-duty steel with wood jambs, this door mimics real-world conditions for ramming and prying exercises. It can be disassembled and moved between training sites, providing versatility. Training stations include options for ramming, prying, and window raking, making it a comprehensive tool for improving breaching skills.



JTC BREACHING TRAILER

SKU: JT 3009-1

The JTC Breaching Trailer is a mobile forcible entry prop that brings breaching practice directly to the training site allowing for Inward and Outward opening doors. It eliminates the need for permanent setups by offering a versatile solution that can be tailored to the unique needs of different agencies.

The trailer features multiple training stations, including door prying and lock-breaking exercises, and is built with heavy-duty steel for durability. It also includes safety features like non-skid surfaces.

FORCIBLE ENTRY PROPS (FEP)

B.S.D.
BREACH
SEEK
DESTROY

FEATURE COMPARISON	Facade Door	Breaching Door	Breaching Trailer
Front Entry / Exit Step.	-	✓	✓
Left Opening Door	✓	✓	✓
Right Opening Door	✓	✓	✓
Mobility	-	-	✓
Installation	Fixed	Stand-Alone	Trailer
Window Rake Stations	✓	✓	✓
Strike / Pry Station	✓	✓	✓
Upper Strike Plate / Pry Station	✓	✓	✓
Strike / Ramming Station	✓	✓	✓
Secondary Strike / Ram Station	✓	✓	✓
Lock Breaking Station	-	-	✓
Chain Breaking Station	-	-	✓
Hinge Breaking Station	-	-	✓
Stabilizing Footings	-	-	✓
Anti-Slip Flooring	-	-	✓
Target Mount	-	-	✓
Spare Tire	-	-	✓



Front Entry / Exit Step.



Front Entry



Front Strike Plate / Pry Station



Front Upper Strike Plate / Pry Station



Rear Entry / Exit Step



Rear Door View

FEP FEATURES / STATIONS

B.S.D.
BREACH
SEEK
DESTROY

Second Door Lock Simulator



Rear View Pry / Ram Inserts



Window Rake Station



Breaching Consumables

Jersey Tactical Corp
Breaching Consumables

OAK REPLACEMENT
BOARDS
48 Count

Jersey Tactical Corp
Breaching Consumables

Lathe
5/8" x 3.25" x 36"
Actual Size

Jersey Tactical Corp
Breaching Consumables

1 X 2
5/8" x 3.25" x 36"
Actual Size
48 Count

A collection of breaching consumables. The top image shows a red rectangular board. The middle image shows a box of oak replacement boards with a white label. The bottom image shows a box of 1x2 lumber with a white label.

Lock, Hinge, and Chain Break Station



Adjustable Footings (4x)



EMERGENCY RESPONSE LOCKER (ERL)



The innovative product allows first responders to respond to a pre-staged locker and retrieve items such as the JTC CLAW, a first aid kit and more in order to complete a BREACH and save kids' lives!!!! The EMERGENCY RESPONSE LOCKER follows the Jersey Tactical Corp. PRINCIPLES of #PATROL4LIFE.

The locker is weather proof and constructed of a sturdy steel alloy allowing you to mount the locker anywhere you wish with bolts. The locker also has a sturdy industrial lock that can be keyed so one key will open as many lockers you wish to stage on a large campus, stadium, bus depot, school, mall and so on. The location is only limited by your imagination

The EMERGENCY RESPONSE LOCKER allows for important lifesaving equipment to be staged prior to the event. Once the lockers are mounted and loaded with the gear you select you then should map the lockers locations. This map should then be shared to all those who would respond in the event of mutual aid to the event along with the fleet key for the lockers. By doing this you have solved the AGE OLD problem of having and moving equipment across large areas while attempting to respond direct threat to an event.

NOTE: Multiple EMERGENCY RESPONSE LOCKERS can be keyed to use one key or a Cipher lock.



Imagine a large campus setting and patrol responds to an event or security both are more then likely to be away from the satellite office or vehicle where the gear is stored for response to such an event. Instead of having to leave the area in order to retrieve gear from an office or vehicle they could simply respond to one of the pre- staged lockers open it and be able to go direct threat asap. TIME IS LIFE!!!!

THE EMERGENCY RESPONSE LOCKER reduces this timeline easily in half by providing the equipment at the event. Not you having to bring the equipment with you. Look at the area the officers would have to travel on foot while under stress and carrying extra gear all the while wearing the famous 50 LB duty rig.

EMERGENCY RESPONSE LOCKERS (ERL)

B.S.D.
BREACH
SEEK
DESTROY



ERL Base Model

SKU: JTC-ERL-BASE

The base model EMERGENCY RESPONSE LOCKER consists of:

- One 30-inch JTC CLAW, Jersey Bar, or Pocket Ram mounted in the locker
- One JTC-GO SLING
- One TEMS level Medical pouch containing medical aid such as tourniquets, gloves, bandages, and packing material.
- 1 Purchase Point Wedge (PPW) with Pouch
- Two keys per cabinet



ERL Loaded Model

SKU: JTC-ERL-LOADED

- One 30-inch JTC CLAW, Jersey Bar, or Pocket Ram mounted in the locker
- One JTC-GO SLING
- **One JTC PATROL4LIFE Shield**
- One TEMS level Medical pouch containing medical aid such as tourniquets, gloves, bandages, and packing material
- 1 Purchase Point Wedge (PPW) with Pouch
- Two keys per cabinet



ERL with Rifle Rated Ballistic Shield

SKU: JTC-ERL-RRBS

- One 30-inch JTC CLAW, Jersey Bar, or Pocket Ram mounted in the locker
- One JTC-GO SLING
- **One Rifle Rated Ballistic Shield**
- One TEMS level Medical pouch containing medical aid such as tourniquets, gloves, bandages, and packing material.
- 1 Purchase Point Wedge (PPW) with Pouch
- Two keys per cabinet







CONNECT

Website



ADDRESS

Jersey Tactical Corporation
201 Strykers Rd, Ste 19 # 331
Lopatcong, NJ 08865

YouTube



Facebook



CALL US / FAX

+1 (908) 995 - 2700

Instagram



X / Twitter



EMAIL

sales@jerseytactical.com

